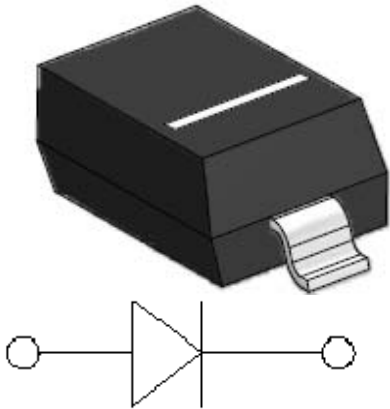


## Small Signal Schottky Diode



### Features

- $V_R$  100V
- $I_{FAV}$  150mA

### Mechanical Data

- **Package:** SOD-123
- **Terminals:** Tin plated leads, solderable per J-STD-002 and JESD22-B102
- **Polarity:** Cathode line denotes the cathode end
- **Marking:** S9

### ■Maximum Ratings ( $T_a=25^\circ\text{C}$ Unless otherwise specified)

PARAMETER	SYMBOL	UNIT	Conditions	VALUE
Repetitive peak reverse voltage	$V_{RRM}$	V		100
Non-Repetitive Peak Forward Surge Current	$I_{FSM}$	mA	$t_p=8.3\text{ms}$	750
Average forward current	$I_{FAV}$	mA		150
Power dissipation	$P_D$	mW		200
Thermal Resistance From Junction To Ambient	$R_{\theta JA}$	$^\circ\text{C/W}$		500
Junction temperature	$T_j$	$^\circ\text{C}$		125
Storage temperature range	$T_{stg}$	$^\circ\text{C}$		-55 to +150

### ■Electrical Characteristics ( $T_a=25^\circ\text{C}$ Unless otherwise specified)

PARAMETER	SYMBOL	UNIT	Conditions	VALUE
Maximum Forward voltage	$V_F$	V	$I_F=0.1\text{mA}$	0.25
		V	$I_F=10\text{mA}$	0.45
		V	$I_F=250\text{mA}$	1
Maximum Reverse current	$I_R$	$\mu\text{A}$	$V_R=1.5\text{V}$	0.3
		$\mu\text{A}$	$V_R=10\text{V}$	0.5
		$\mu\text{A}$	$V_R=50\text{V}$	1
		$\mu\text{A}$	$V_R=75\text{V}$	2
Minimum Breakdown voltage	$V_R$	V	$I_R=100\mu\text{A}$	100
Maximum Diode capacitance	$C_D$	pF	$V_R=0\text{V}, f=1\text{MHz}$	20
			$V_R=1\text{V}, f=1\text{MHz}$	12



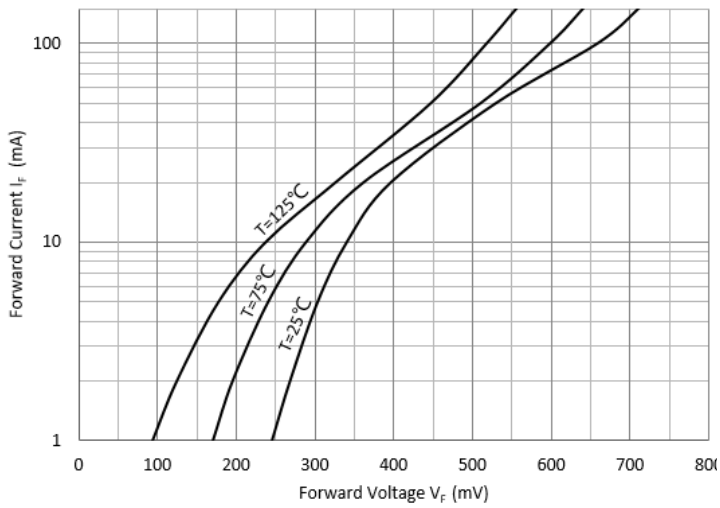
# BAT46W

## Ordering Information (Example)

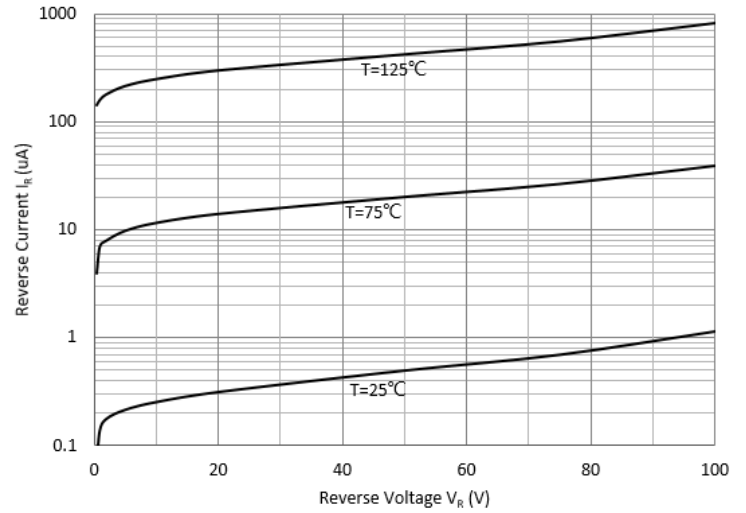
PREFERRED P/N	PACKING CODE	UNIT WEIGHT(g)	MINIMUM PACKAGE(pcs)	INNER BOX QUANTITY(pcs)	OUTER CARTON QUANTITY(pcs)	DELIVERY MODE
BAT46W	F2	Approximate 0.009	3000	30000	120000	7" reel

## Characteristics (Typical)

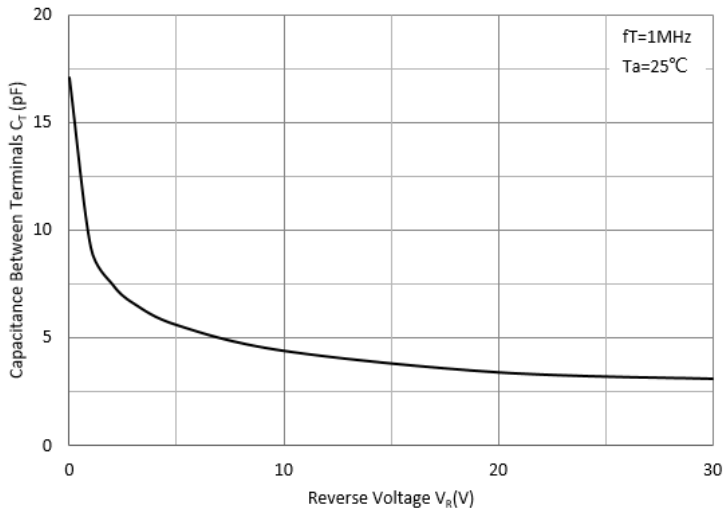
Forward Characteristics



Reverse Characteristics



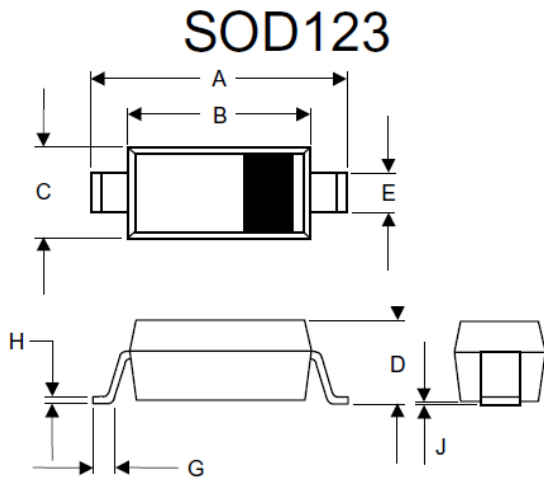
Capacitance Characteristics





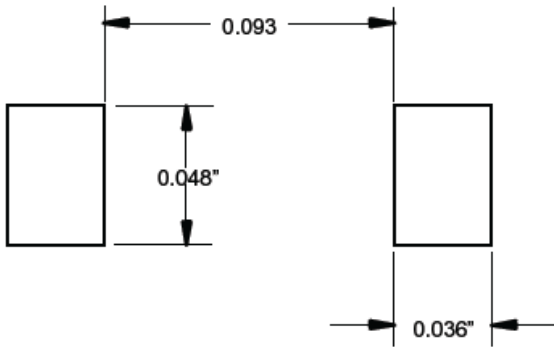
# BAT46W

## ■ SOD-123 Package Outline Dimensions



DIM	DIMENSIONS				NOTE
	INCHES		MM		
	MIN	MAX	MIN	MAX	
A	.140	.152	3.55	3.85	
B	.100	.112	2.55	2.85	
C	.055	.071	1.40	1.80	
D	-----	.053	-----	1.35	
E	.012	.031	0.30	.78	
G	.006	-----	0.15	-----	
H	-----	.01	-----	.25	
J	-----	.006	-----	.15	

## ■ SOD-123 Soldering Footprint



Unit: inches



## BAT46W

---

### Disclaimer

The information presented in this document is for reference only. Yangzhou Yangjie Electronic Technology Co., Ltd. reserves the right to make changes without notice for the specification of the products displayed herein to improve reliability, function or design or otherwise.

The product listed herein is designed to be used with ordinary electronic equipment or devices, and not designed to be used with equipment or devices which require high level of reliability and the malfunction of which would directly endanger human life (such as medical instruments, transportation equipment, aerospace machinery, nuclear-reactor controllers, fuel controllers and other safety devices), Yangjie or anyone on its behalf, assumes no responsibility or liability for any damages resulting from such improper use of sale.

This publication supersedes & replaces all information previously supplied. For additional information, please visit our website [http:// www.21yangjie.com](http://www.21yangjie.com) , or consult your nearest Yangjie's sales office for further assistance.