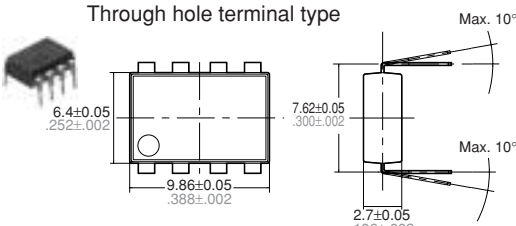
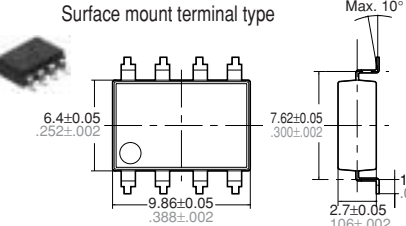
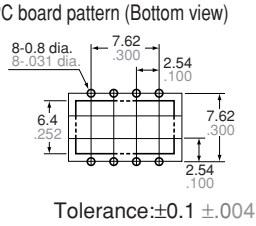
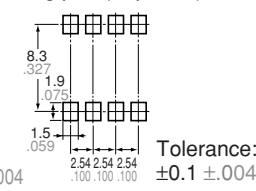
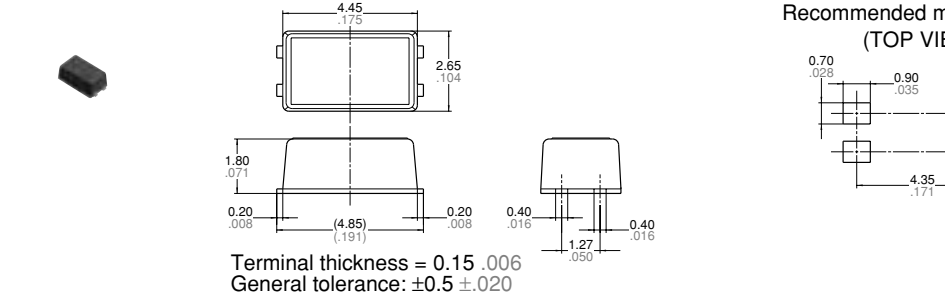
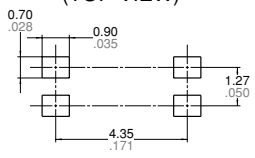
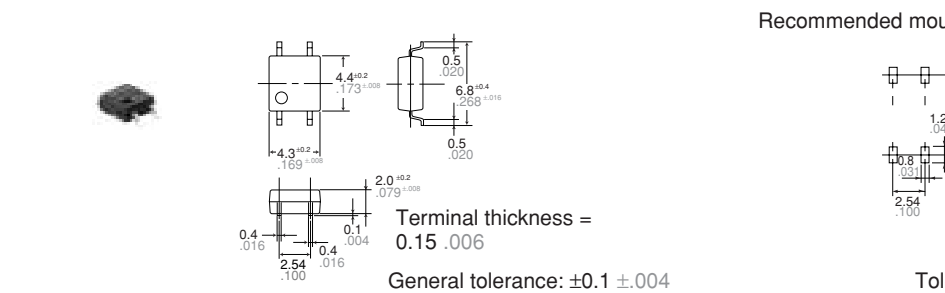
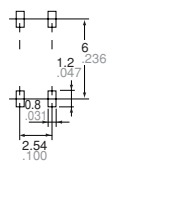
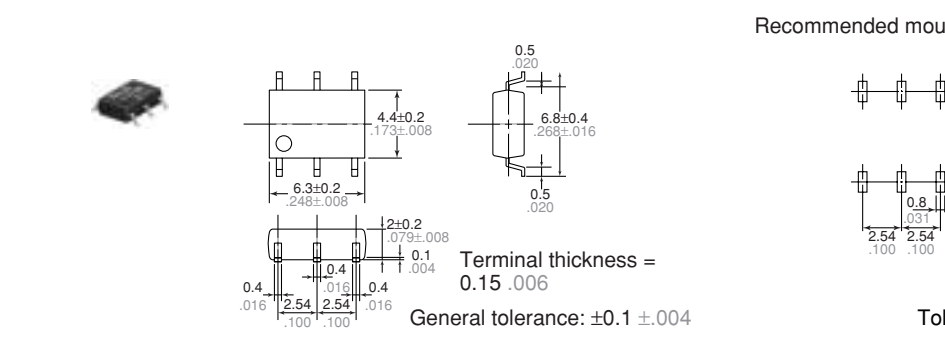
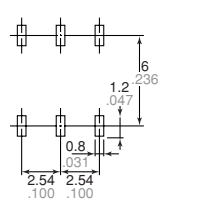
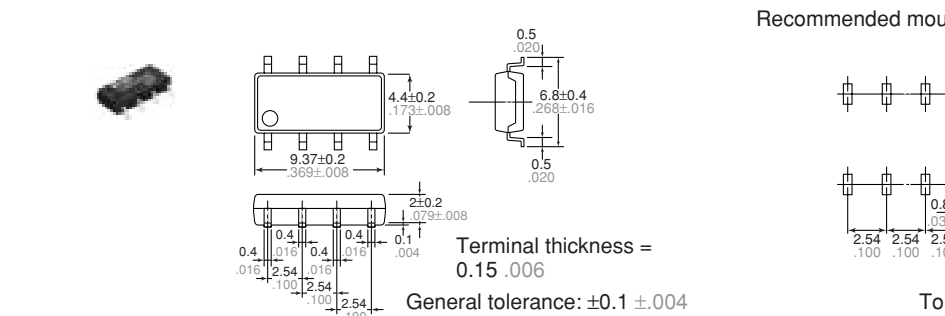
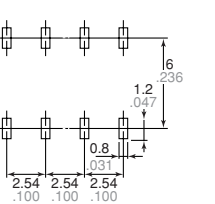
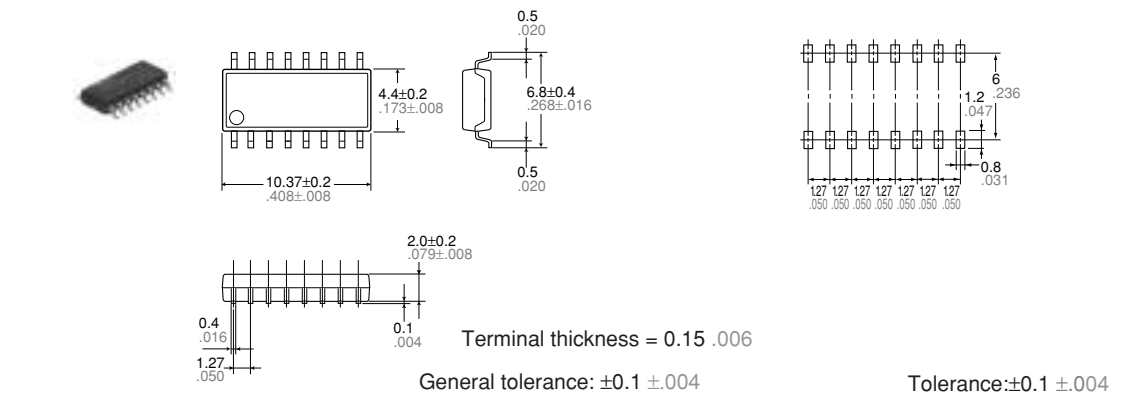
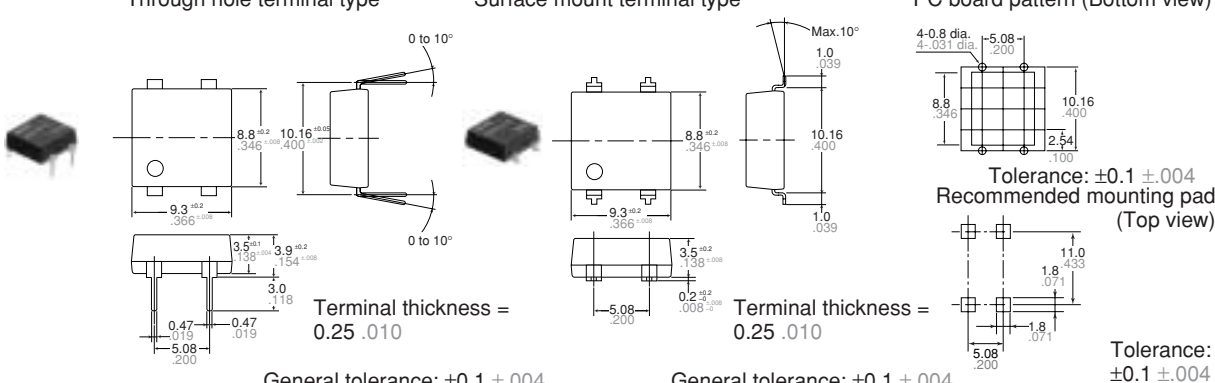
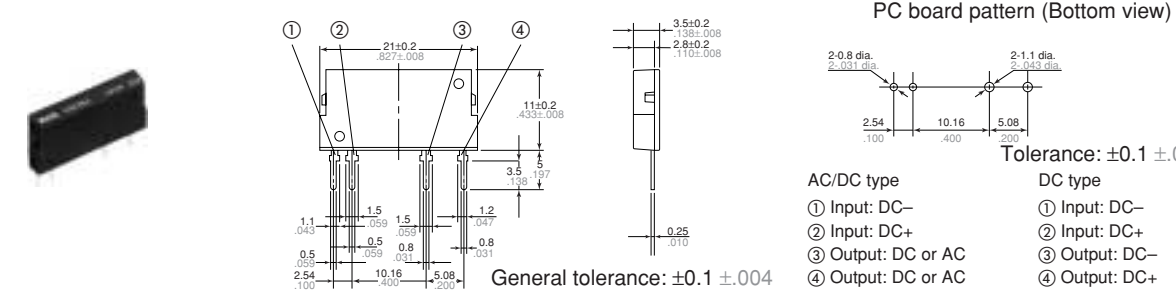
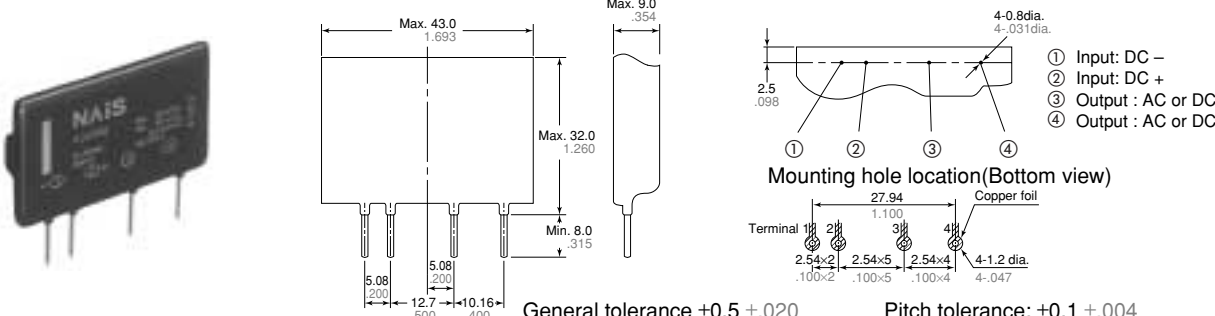


PhotoMOS Relay Dimensions

mm inch

Type	Dimensions		
AQY21 AQY41 Series	<p>Through hole terminal type</p>	<p>Surface mount terminal type</p>	<p>PC board pattern (Bottom view)</p>
	<p>Terminal thickness = 0.2 .008</p> <p>General tolerance: ±0.1 ±.004</p>	<p>Terminal thickness = 0.2 .008</p> <p>General tolerance: ±0.1 ±.004</p>	<p>Mounting pad (Top view)</p> <p>Tolerance: ±0.1 ±.004</p>
	<p>Terminal thickness = 0.2 .008</p> <p>General tolerance: ±0.1 ±.004</p>		
AQV10 AQV20 AQV21 AQV22 AQV23 AQV25 AQV41 AQV45 Series	<p>Through hole terminal type</p>	<p>Surface mount terminal type</p>	<p>PC board pattern (Bottom view)</p>
	<p>Terminal thickness = 0.25 .010</p> <p>General tolerance: ±0.1 ±.004</p>	<p>Terminal thickness = 0.25 .010</p> <p>General tolerance: ±0.1 ±.004</p>	<p>Recommended mounting pad (Top view)</p> <p>Tolerance: ±0.1 ±.004</p>
	<p>Terminal thickness = 0.25 .010</p> <p>General tolerance: ±0.1 ±.004</p>		
APV1122 Series	<p>Through hole terminal type</p>	<p>Surface mount terminal type</p>	<p>PC board pattern (Bottom view)</p>
	<p>Terminal thickness = 0.25 .010</p> <p>General tolerance: ±0.1 ±.004</p>	<p>Terminal thickness = 0.25 .010</p> <p>General tolerance: ±0.1 ±.004</p>	<p>Recommended mounting pad (Top view)</p> <p>Tolerance: ±0.1 ±.004</p>
	<p>Terminal thickness = 0.25 .010</p> <p>General tolerance: ±0.1 ±.004</p>		
AQW21 AQW22 AQW25 AQW41 AQW45 AQW61 AQW65 Series	<p>Through hole terminal type</p>	<p>Surface mount terminal type</p>	<p>PC board pattern (Bottom view)</p>
	<p>Terminal thickness = 0.25 .010</p> <p>General tolerance: ±0.1 ±.004</p>	<p>Terminal thickness = 0.25 .010</p> <p>General tolerance: ±0.1 ±.004</p>	<p>Recommended mounting pad (Top view)</p> <p>Tolerance: ±0.1 ±.004</p>
	<p>Terminal thickness = 0.25 .010</p> <p>General tolerance: ±0.1 ±.004</p>		

Type	Dimensions		
<p>AQW21$\overline{\text{OEH}}$ AQW21$\overline{\text{OHL}}$ AQW41$\overline{\text{OEH}}$ AQW61$\overline{\text{OEH}}$ Series</p>	<p>Through hole terminal type</p>  <p>Terminal thickness = 0.2 .008 General tolerance: $\pm 0.1 \pm .004$</p>	<p>Surface mount terminal type</p>  <p>Terminal thickness = 0.2 .008 General tolerance: $\pm 0.1 \pm .004$</p>	<p>PC board pattern (Bottom view)</p>  <p>Tolerance: $\pm 0.1 \pm .004$</p> <p>Mounting pad (Top view)</p>  <p>Tolerance: $\pm 0.1 \pm .004$</p>
<p>APV21 (SSOP) AQY22 (SSOP) Series</p>	 <p>Terminal thickness = 0.15 .006 General tolerance: $\pm 0.5 \pm .020$</p>		<p>Recommended mounting pad (TOP VIEW)</p>  <p>Tolerance: $\pm 0.1 \pm .004$</p>
<p>APV21(SOP) APV11(SOP) AQY21(SOP) AQY22(SOP) AQY41(SOP) Series</p>	 <p>Terminal thickness = 0.15 .006 General tolerance: $\pm 0.1 \pm .004$</p>		<p>Recommended mounting pad (Top view)</p>  <p>Tolerance: $\pm 0.1 \pm .004$</p>
<p>AQV21(SOP) AQV22(SOP) AQV41(SOP) Series</p>	 <p>Terminal thickness = 0.15 .006 General tolerance: $\pm 0.1 \pm .004$</p>		<p>Recommended mounting pad (Top view)</p>  <p>Tolerance: $\pm 0.1 \pm .004$</p>
<p>AQW21(SOP) AQW61(SOP) Series</p>	 <p>Terminal thickness = 0.15 .006 General tolerance: $\pm 0.1 \pm .004$</p>		<p>Recommended mounting pad (Top view)</p>  <p>Tolerance: $\pm 0.1 \pm .004$</p>

Type	Dimensions
<p>AQS22(SOP) Series</p>	<p style="text-align: right;">Recommended mounting pad (Top view)</p>  <p>Terminal thickness = 0.15 .006 General tolerance: $\pm 0.1 \pm .004$ Tolerance: $\pm 0.1 \pm .004$</p>
<p>AQY27 Series</p>	<p>Through hole terminal type Surface mount terminal type PC board pattern (Bottom view)</p>  <p>Terminal thickness = 0.25 .010 Terminal thickness = 0.25 .010 Tolerance: $\pm 0.1 \pm .004$ Tolerance: $\pm 0.1 \pm .004$</p> <p style="text-align: right;">Recommended mounting pad (Top view) Tolerance: $\pm 0.1 \pm .004$</p>
<p>AQZ10 AQZ20 AQZ40 Series</p>	 <p>General tolerance: $\pm 0.1 \pm .004$ Tolerance: $\pm 0.1 \pm .004$</p> <p>AC/DC type DC type</p> <ul style="list-style-type: none"> ① Input: DC- ② Input: DC+ ③ Output: DC or AC ④ Output: DC or AC
<p>AQZ26 Series</p>	 <p>General tolerance $\pm 0.5 \pm .020$ Pitch tolerance: $\pm 0.1 \pm .004$</p> <p style="text-align: right;">Mounting hole location (Bottom view)</p> <ul style="list-style-type: none"> ① Input: DC - ② Input: DC + ③ Output: AC or DC ④ Output: AC or DC